



Round 1 : Queensland Raceway : April 5 & 6



**SUPERBIKE
Qualifying 1**

Date: 05/04/14
Event: Q06
Weather: Fine & mainly sunny - 29.3C
Track: Dry - Temp: 52.8C

Started at: 13:11:55
Laps: 20 Min
Starters: 21
Printed at: 13:40

PROVISIONAL CLASSIFICATION

Pos	No	Gr	Name	Machine	Fastest Lap	On Lap	Behind Prev	Behind Leader
1	14	A	Glenn ALLERTON (NSW) / NextGen Motorsport / Dynotch / Pirelli / BMW	BMW HP4	1:10.056	8 of 8		
2	46	A	Mike JONES (QLD) / Crazy Dogs Kawasaki / XXX Rated Suspension / Motul / Bell	Kawasaki ZX10R	1:10.389	7 of 12	.333	.333
3	96	A	Mathew HARDING (NSW) / K & R Hydraulics / Kawasaki Connection	Kawaskai ZX10R	1:11.002	9 of 10	.613	.946
4	88	B	Jesse WACKER (QLD) / Kabuto Helmets / 5 Gloves / Shell Motot Oils	BMW S RR	1:11.287	5 of 11	.285	1.231
5	19		Phil LOVETT (NSW)	Kawasaki ZX10R	1:11.377	3 of 8	.090	1.321
6	38	A	Linden MAGEE (QLD) / Eagle Devlopements / 7 Plumbing / RST / Bell / Kanga Kandy	BMW HP4	1:11.386	9 of 13	.009	1.330
7	77	A	Adam SENIOR (WA) / City Toyota / Silkolene / Boreclean / Finerides.com.au	Suzuki GSX-R	1:12.024	5 of 11	.638	1.968
8	15	A	Ben NICOLSON (VIC) / NextGen Motorsport / Dynotch / Pirelli / BMW	BMW HP4	1:12.900	5 of 9	.876	2.844
9	97	B	Josh CUMMING (QLD) / Menace Clothing Co.	Yamaha YZF-R1	1:12.995	3 of 9	.095	2.939
10	36	A	Murray CLARK (QLD) / MCR	Suzuki GSXR	1:13.139	3 of 6	.144	3.083
11	20	C	Mitch PAYNTER (QLD) / Reevu / Ricondi / A1 Race Paints/ SuddsRUUs / XXX Rated Susp.	Kawasaki ZX10R	1:13.318	11 of 12	.179	3.262
12	41	C	Jason EACOTT (QLD) / Platinum Stainless /Superbike Supplys / XXX Rated Susp.	Kawaskai ZX10R	1:14.013	5 of 8	.695	3.957
13	80	C	Romain ANFOSSO (QLD)	Honda CBR RR	1:14.047	6 of 8	.034	3.991
14	11	C	Phillip CZAJ (VIC) / CZAJ Racing / 4SR - Australia / Bodies Exhaust / CRC Fairings	Aprilia RSV4R	1:15.293	7 of 8	1.246	5.237
15	53	B	Michael JEFFRIES (NSW)	Yamaha YZF-R1	1:15.770	6 of 7	.477	5.714
16	81	B	Chris PERINI (NSW) / Superbike Source Racing	Ducati Panigale	1:16.231	3 of 3	.461	6.175
17	33	B	Richard ELLIS (VIC) / NZI Helmut	BMW S RR	1:16.564	5 of 11	.333	6.508
18	42	C	Jason IVKOVIC (SA) / IVKO Racing / EdlanFreight / JT Heating	Suzuki GSX-R	1:17.500	14 of 14	.936	7.444
19	13	B	Nick MARSH (NSW) / Superbike Source Racing	Aprilia RSV4R	1:17.832	9 of 9	.332	7.776
20	176	D	Rob OGILVIE (QLD)	Suzuki GSX-R	1:18.450	10 of 11	.618	8.394
21	666	D	Stephen BENJAK (QLD) / Aly-Tek Specialized Welding	Honda CBR RR	1:18.642	6 of 12	.192	8.586

Current best lap for SBK class - 1:08.183 by Glenn ALLERTON (NSW) on a BMW HP4 set on 14/06/13

*** Indicative qualifying time - 1:20.564 ***

The results are provisional until the end of the time limit for protests and appeals.


Chief Time Keeper - Scott Laing

Clerk of Course - Tom Williams



Computime Race Timing Systems Pty Ltd © 1996
Licensed to Computime Race Timing Systems
www.computime.com.au

COMPUTIME RACE TIMING SYSTEMS PTY LTD
9 Timber Lane, Glen Waverley, Vic 3150. Ph : 0418 17 13 17
E-mail : scott@computime.com.au



2014






Round 1 : Queensland Raceway : April 5 & 6

**SUPERBIKE
Qualifying 1**

Date: 05/04/14
Event: Q06
Weather: Fine & mainly sunny - 29.3C
Track: Dry - Temp: 52.8C


Started at: 13:11:55
Laps: 20 Min
Starters: 21
Printed at: 13:40

PROVISIONAL LAP TIMES

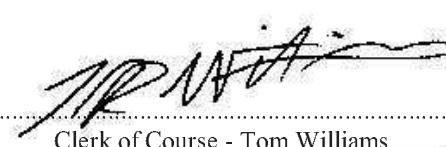
No	Name	Lap 1	Lap 2	Lap 3	Lap 4	Lap 5	Lap 6	Lap 7	Lap 8	Lap 9	Lap 10
11	Phillip CZAJ (VIC)	1:36.728	1:17.861	1:15.854	1:16.333	1:15.553	1:15.789	1:15.293	1:15.724		
13	Nick MARSH (NSW)	2:34.641	1:31.407	1:19.211	1:19.316	1:18.156	1:18.854	1:18.235	1:18.213	1:17.832	
14	Glenn ALLERTON (NSW)	1:25.555	1:10.724	1:10.926	1:10.943	2:50.174	1:32.608	1:10.627	1:10.056		
15	Ben NICOLSON (VIC)	1:32.510	1:14.392	1:13.324	1:13.536	1:12.900	1:13.100	4:07.599	1:34.857	1:13.264	
19	Phil LOVETT (NSW)	1:27.708	1:11.982	1:11.377	1:12.114	1:11.935	1:11.898	1:11.875	1:11.848		
20	Mitch PAYNTER (QLD)	1:31.184	1:15.426	1:14.091	1:14.307	1:13.440	2:17.387	1:30.901	1:13.844	1:15.143	1:14.264
		10	1:13.318	3:14.074							
33	Richard ELLIS (VIC)	1:34.102	1:17.551	3:59.357	1:34.231	1:16.564	1:17.617	1:16.855	1:18.172	1:17.341	2:32.449
		10	1:37.994								
36	Murray CLARK (QLD)	1:32.462	1:14.595	1:13.139	1:13.234	1:13.321	1:14.057				
38	Linden MAGEE (QLD)	1:24.362	1:12.222	1:11.662	1:11.533	1:11.653	1:11.967	3:07.669	1:22.335	1:11.386	1:12.317
		10	1:11.770	1:11.758	1:12.043						
41	Jason EACOTT (QLD)	1:29.549	1:15.774	1:15.173	1:15.348	1:14.013	3:52.672	1:29.874	1:15.179		
42	Jason IVKOVIC (SA)	1:37.759	1:21.145	1:19.207	1:19.611	1:18.425	1:18.171	1:18.144	1:18.000	1:18.220	1:17.615
		10	1:18.019	1:17.554	1:17.552	1:17.500					
46	Mike JONES (QLD)	1:27.648	1:11.943	1:10.724	1:10.749	2:10.091	1:24.432	1:10.389	2:37.745	1:26.035	1:10.781
		10	1:10.609	1:10.639							
53	Michael JEFFRIES (NSW)	1:30.910	1:17.699	1:16.734	1:16.539	1:15.822	1:15.770	2:42.242			
77	Adam SENIOR (WA)	1:27.101	1:13.139	1:12.596	1:12.271	1:12.024	1:12.719	3:35.801	1:30.632	1:12.830	1:12.508
		10	1:12.308								
80	Romain ANFOSSO (QLD)	1:36.795	1:15.495	1:14.324	1:14.105	1:14.231	1:14.047	2:32.723	1:37.589		
81	Chris PERINI (NSW)	1:36.217	1:16.707	1:16.231							
88	Jesse WACKER (QLD)	1:29.734	1:13.914	1:12.073	1:12.206	1:11.287	6:58.071	1:33.592	1:15.873	1:13.266	1:11.427
		10	1:14.584								
96	Mathew HARDING (NSW)	1:27.284	1:11.596	1:11.438	1:11.350	1:11.927	1:11.419	1:11.977	1:11.479	1:11.002	1:12.000
97	Josh CUMMING (QLD)	1:30.831	1:14.140	1:12.995	3:19.842	1:23.454	1:13.397	4:58.521	1:51.272	1:25.576	
176	Rob OGILVIE (QLD)	1:44.850	1:21.698	1:19.345	1:19.671	1:18.706	1:18.535	1:19.579	1:19.417	1:18.858	1:18.450
		10	1:18.979								
666	Stephen BENJAK (QLD)	1:35.366	1:20.360	1:20.938	1:20.310	1:19.071	1:18.642	1:19.856	1:19.332	1:19.166	1:18.994
		10	3:43.714	1:33.829							

*** Indicative qualifying time - 1:20.564 ***

The results are provisional until the end of the time limit for protests and appeals.




Chief Time Keeper - Scott Laing



Clerk of Course - Tom Williams



Computime Race Timing Systems Pty Ltd © 1996
Licensed to Computime Race Timing Systems
www.computime.com.au
COMPUTIME RACE TIMING SYSTEMS PTY LTD
9 Timber Lane, Glen Waverley, Vic 3150. Ph : 0418 17 13 17
E-mail : scott@computime.com.au



2014

AirRoad®

ASBK
SUPERBIKE CHAMPIONSHIPSieq
EVENTSMOTORCYCLING
AUSTRALIA
www.ma.org.au

PIRELLI

Round 1 : Queensland Raceway : April 5 & 6

MOTUL

SUPERBIKE

Qualifying 1

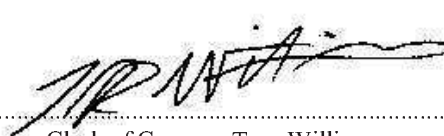
Date: 05/04/14
Event: Q06
Weather: Fine & mainly sunny - 29.3C
Track: Dry - Temp: 52.8CStarted at: 13:11:55
Laps: 20 Min
Starters: 21
Printed at: 13:40

PROVISIONAL SPLIT TIMES


Lap	Split 1	Split 2	Split 3	Split 4	Lap Time	Lap	Split 1	Split 2	Split 3	Split 4	Lap Time
11 Phillip CZAJ (VIC) (14th)						1	38.122	33.001	16.585		1:27.708
1	40.497	37.487	18.744		1:36.728	2	24.045	31.677	16.260		1:11.982
2	25.959	34.449	17.453		1:17.861	3	23.838	<u>31.302</u>	<u>16.237</u>		<u>1:11.377</u>
3	25.049	33.754	17.051		1:15.854	4	<u>23.735</u>	31.960	16.419		1:12.114
4	<u>24.853</u>	34.150	17.330		1:16.333	5	24.015	31.578	16.342		1:11.935
5	25.293	33.264	<u>16.996</u>		1:15.553	6	24.275	31.378	16.245		1:11.898
6	25.119	33.530	17.140		1:15.789	7	23.846	31.657	16.372		1:11.875
7	25.047	<u>33.040</u>	17.206		<u>1:15.293</u>	8	24.002	31.303	16.543		1:11.848
8	25.263	33.420	17.041		1:15.724						
13 Nick MARSH (NSW) (19th)						20 Mitch PAYNTER (QLD) (11th)					
1	38.898	43.176	1:12.567		2:34.641	1	37.262	35.885	18.037		1:31.184
2	37.353	35.756	18.298		1:31.407	2	25.232	33.240	16.954		1:15.426
3	26.254	34.587	18.370		1:19.211	3	24.483	32.673	16.935		1:14.091
4	26.581	34.861	17.874		1:19.316	4	<u>24.244</u>	33.050	17.013		1:14.307
5	26.036	34.207	17.913		1:18.156	5	24.443	32.229	16.768		1:13.440
6	26.382	34.646	17.826		1:18.854	6	24.560	33.308	1:19.519		2:17.387
7	26.163	34.320	17.752		1:18.235	7	39.337	34.461	17.103		1:30.901
8	<u>25.991</u>	34.334	17.888		1:18.213	8	24.568	32.312	16.964		1:13.844
9	25.999	<u>34.114</u>	<u>17.719</u>		<u>1:17.832</u>	9	24.571	32.901	17.671		1:15.143
14 Glenn ALLERTON (NSW) (1st)						10	25.013	32.403	16.848		1:14.264
1	37.290	32.086	16.179		1:25.555	11	24.422	<u>32.169</u>	<u>16.727</u>		<u>1:13.318</u>
2	23.587	31.139	15.998		1:10.724	12	25.463	36.576	2:12.035		3:14.074
3	23.546	31.385	15.995		1:10.926	33 Richard ELLIS (VIC) (17th)					
4	23.529	31.196	16.218		1:10.943	1	39.058	37.606	17.438		1:34.102
5	26.338	35.630	1:48.206		2:50.174	2	26.114	34.351	17.086		1:17.551
6	42.068	34.247	16.293		1:32.608	3	25.890	35.397	2:58.070		3:59.357
7	23.719	30.982	15.926		1:10.627	4	42.089	35.137	<u>17.005</u>		1:34.231
8	<u>23.385</u>	<u>30.776</u>	<u>15.895</u>		<u>1:10.056</u>	5	25.718	<u>33.702</u>	17.144		<u>1:16.564</u>
15 Ben NICOLSON (VIC) (8th)						6	25.805	34.191	17.621		1:17.617
1	39.750	35.071	17.689		1:32.510	7	<u>25.419</u>	34.040	17.396		1:16.855
2	24.700	33.091	16.601		1:14.392	8	25.791	34.873	17.508		1:18.172
3	24.385	32.401	16.538		1:13.324	9	25.891	33.766	17.684		1:17.341
4	24.689	32.282	16.565		1:13.536	10	26.327	35.415	1:30.707		2:32.449
5	<u>24.272</u>	<u>32.088</u>	16.540		<u>1:12.900</u>	11	43.572	35.319	19.103		1:37.994
6	24.337	32.259	16.504		1:13.100	36 Murray CLARK (QLD) (10th)					
7	24.626	34.602	3:08.371		4:07.599	1	40.549	34.622	17.291		1:32.462
8	44.289	33.767	16.801		1:34.857	2	24.967	33.000	<u>16.628</u>		1:14.595
9	24.518	32.358	<u>16.388</u>		1:13.264	3	24.251	<u>32.226</u>	16.662		<u>1:13.139</u>
19 Phil LOVETT (NSW) (5th)						4	<u>24.217</u>	32.256	16.761		1:13.234
						5	24.255	32.273	16.793		1:13.321
						6	24.302	32.449	17.306		1:14.057



Chief Time Keeper - Scott Laing



Clerk of Course - Tom Williams

Computime Race Timing Systems Pty Ltd © 1996
Licensed to Computime Race Timing Systems
www.computime.com.auCOMPUTIME RACE TIMING SYSTEMS PTY LTD
9 Timber Lane, Glen Waverley, Vic 3150. Ph : 0418 17 13 17
E-mail : scott@computime.com.au



Round 1 : Queensland Raceway : April 5 & 6



**SUPERBIKE
Qualifying 1**

Date: 05/04/14
Event: Q06
Weather: Fine & mainly sunny - 29.3C
Track: Dry - Temp: 52.8C


Started at: 13:11:55
Laps: 20 Min
Starters: 21
Printed at: 13:40

PROVISIONAL SPLIT TIMES

Lap	Split 1	Split 2	Split 3	Split 4	Lap Time	Lap	Split 1	Split 2	Split 3	Split 4	Lap Time
38 Linden MAGEE (QLD) (6th)						2	24.087	31.785	16.071		1:11.943
1	35.588	32.456	16.318		1:24.362	3	<u>23.449</u>	31.159	16.116		1:10.724
2	23.695	32.332	16.195		1:12.222	4	23.497	31.233	16.019		1:10.749
3	<u>23.560</u>	31.763	16.339		1:11.662	5	23.711	33.059	1:13.321		2:10.091
4	23.995	<u>31.124</u>	16.414		1:11.533	6	36.303	31.978	16.151		1:24.432
5	23.879	31.540	16.234		1:11.653	7	23.503	<u>30.898</u>	15.988		<u>1:10.389</u>
6	23.867	31.677	16.423		1:11.967	8	25.122	31.476	1:41.147		2:37.745
7	23.986	31.897	2:11.786		3:07.669	9	37.810	32.134	16.091		1:26.035
8	34.502	31.607	16.226		1:22.335	10	23.483	31.205	16.093		1:10.781
9	23.681	31.532	<u>16.173</u>		<u>1:11.386</u>	11	23.504	31.127	<u>15.978</u>		1:10.609
10	24.641	31.376	16.300		1:12.317	12	23.606	31.000	16.033		1:10.639
11	23.762	31.684	16.324		1:11.770	53 Michael JEFFRIES (NSW) (15th)					
12	23.975	31.431	16.352		1:11.758	1	36.698	35.734	18.478		1:30.910
13	23.862	31.619	16.562		1:12.043	2	25.572	34.611	17.516		1:17.699
41 Jason EACOTT (QLD) (12th)						3	25.265	34.104	17.365		1:16.734
1	36.655	35.650	17.244		1:29.549	4	25.432	33.720	17.387		1:16.539
2	25.247	33.586	16.941		1:15.774	5	25.401	<u>33.241</u>	<u>17.180</u>		1:15.822
3	24.794	33.368	17.011		1:15.173	6	<u>25.123</u>	33.415	17.232		<u>1:15.770</u>
4	24.984	33.258	17.106		1:15.348	7	26.036	36.622	1:39.584		2:42.242
5	<u>24.545</u>	<u>32.727</u>	<u>16.741</u>		<u>1:14.013</u>	77 Adam SENIOR (WA) (7th)					
6	24.714	33.184	2:54.774		3:52.672	1	36.038	33.811	17.252		1:27.101
7	38.161	34.500	17.213		1:29.874	2	24.459	32.140	16.540		1:13.139
8	25.036	33.201	16.942		1:15.179	3	24.216	31.786	16.594		1:12.596
42 Jason IVKOVIC (SA) (18th)						4	24.094	31.788	16.389		1:12.271
1	42.001	37.426	18.332		1:37.759	5	24.038	<u>31.646</u>	<u>16.340</u>		<u>1:12.024</u>
2	26.818	36.592	17.735		1:21.145	6	24.165	31.921	16.633		1:12.719
3	26.529	34.889	17.789		1:19.207	7	27.838	37.926	2:30.037		3:35.801
4	26.357	35.559	17.695		1:19.611	8	40.087	33.820	16.725		1:30.632
5	25.921	34.905	17.599		1:18.425	9	24.387	31.987	16.456		1:12.830
6	26.065	34.531	17.575		1:18.171	10	24.186	31.884	16.438		1:12.508
7	25.932	34.597	17.615		1:18.144	11	<u>24.001</u>	31.938	16.369		1:12.308
8	<u>25.673</u>	34.733	17.594		1:18.000	80 Romain ANFOSSO (QLD) (13th)					
9	25.993	34.720	17.507		1:18.220	1	44.528	34.410	17.857		1:36.795
10	25.822	34.356	17.437		1:17.615	2	25.560	32.979	16.956		1:15.495
11	25.723	34.786	17.510		1:18.019	3	25.031	32.445	16.848		1:14.324
12	25.931	34.323	<u>17.300</u>		1:17.554	4	24.913	32.391	<u>16.801</u>		1:14.105
13	26.021	<u>34.124</u>	17.407		1:17.552	5	24.876	32.541	16.814		1:14.231
14	25.863	34.215	17.422		<u>1:17.500</u>	6	<u>24.857</u>	<u>32.293</u>	16.897		<u>1:14.047</u>
46 Mike JONES (QLD) (2nd)						7	25.079	32.515	1:35.129		2:32.723
1	37.916	33.084	16.648		1:27.648	8	41.892	36.400	19.297		1:37.589

Scott Laing
Chief Time Keeper - Scott Laing

Tom Williams
Clerk of Course - Tom Williams



2014






Round 1 : Queensland Raceway : April 5 & 6

**SUPERBIKE
Qualifying 1**

Date: 05/04/14
Event: Q06
Weather: Fine & mainly sunny - 29.3C
Track: Dry - Temp: 52.8C

Started at: 13:11:55
Laps: 20 Min
Starters: 21
Printed at: 13:40

PROVISIONAL SPLIT TIMES

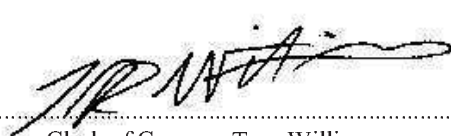
Lap	Split 1	Split 2	Split 3	Split 4	Lap Time	Lap	Split 1	Split 2	Split 3	Split 4	Lap Time
81 Chris PERINI (NSW) (16th)						5	33.439	33.301	16.714		1:23.454
1	42.083	36.344	17.790		1:36.217	6	24.559	32.241	16.597		1:13.397
2	25.473	33.701	17.533		1:16.707	7	30.811	49.903	3:37.807		4:58.521
3	25.197	33.675	17.359		1:16.231	8	36.661	33.685	40.926		1:51.272
						9	35.921	32.890	16.765		1:25.576
88 Jesse WACKER (QLD) (4th)						176 Rob OGILVIE (QLD) (20th)					
1	39.137	33.696	16.901		1:29.734	1	47.308	38.352	19.190		1:44.850
2	24.572	32.671	16.671		1:13.914	2	27.490	35.886	18.322		1:21.698
3	23.698	31.921	16.454		1:12.073	3	26.658	34.661	18.026		1:19.345
4	24.155	31.629	16.422		1:12.206	4	26.074	35.606	17.991		1:19.671
5	23.742	31.280	16.265		1:11.287	5	26.144	34.455	18.107		1:18.706
6	26.563	39.290	5:52.218		6:58.071	6	25.969	34.349	18.217		1:18.535
7	40.017	35.628	17.947		1:33.592	7	26.491	34.914	18.174		1:19.579
8	25.336	33.737	16.800		1:15.873	8	26.249	35.020	18.148		1:19.417
9	24.561	32.310	16.395		1:13.266	9	26.343	34.564	17.951		1:18.858
10	23.808	31.340	16.279		1:11.427	10	26.162	34.467	17.821		1:18.450
11	24.067	32.439	18.078		1:14.584	11	26.263	34.476	18.240		1:18.979
96 Mathew HARDING (NSW) (3rd)						666 Stephen BENJAK (QLD) (21th)					
1	37.763	32.917	16.604		1:27.284	1	40.227	36.744	18.395		1:35.366
2	24.102	31.230	16.264		1:11.596	2	26.395	35.714	18.251		1:20.360
3	23.635	31.528	16.275		1:11.438	3	26.755	36.199	17.984		1:20.938
4	23.875	31.191	16.284		1:11.350	4	26.481	35.685	18.144		1:20.310
5	23.887	31.343	16.697		1:11.927	5	26.147	35.122	17.802		1:19.071
6	23.591	31.566	16.262		1:11.419	6	26.081	34.950	17.611		1:18.642
7	23.519	31.869	16.589		1:11.977	7	26.228	35.782	17.846		1:19.856
8	23.789	31.424	16.266		1:11.479	8	26.107	35.412	17.813		1:19.332
9	23.636	31.110	16.256		1:11.002	9	26.253	35.115	17.798		1:19.166
10	23.554	31.743	16.703		1:12.000	10	25.934	35.360	17.700		1:18.994
97 Josh CUMMING (QLD) (9th)						11	26.138	36.642	2:40.934		3:43.714
1	38.819	34.809	17.203		1:30.831	12	38.559	36.180	19.090		1:33.829
2	24.871	32.577	16.692		1:14.140						
3	24.392	31.858	16.745		1:12.995						
4	24.331	42.771	2:12.740		3:19.842						

*** Indicative qualifying time - 1:20.564 ***

The results are provisional until the end of the time limit for protests and appeals.



Chief Time Keeper - Scott Laing



Clerk of Course - Tom Williams



Computime Race Timing Systems Pty Ltd © 1996


Licensed to Computime Race Timing Systems

www.computime.com.au

COMPUTIME RACE TIMING SYSTEMS PTY LTD

9 Timber Lane, Glen Waverley, Vic 3150. Ph : 0418 17 13 17

E-mail : scott@computime.com.au



2014



Round 1 : Queensland Raceway : April 5 & 6



**SUPERBIKE
Qualifying 1**

Date: 05/04/14
Event: Q06
Weather: Fine & mainly sunny - 29.3C
Track: Dry - Temp: 52.8C

Started at: 13:11:55
Laps: 20 Min
Starters: 21
Printed at: 13:40

PROVISIONAL FASTEST LAPS SEQUENCE

Race Time	No	Name	Machine	Fastest Lap	On Lap
1:31.335	46	Mike JONES (QLD)	Kawasaki ZX10R	1:27.648	1
1:37.505	77	Adam SENIOR (WA)	Suzuki GSX-R	1:27.101	1
2:43.278	46	Mike JONES (QLD)	Kawasaki ZX10R	1:11.943	2
3:54.002	46	Mike JONES (QLD)	Kawasaki ZX10R	1:10.724	3
9:49.663	46	Mike JONES (QLD)	Kawasaki ZX10R	1:10.389	7
15:29.647	14	Glenn ALLERTON (NSW)	BMW HP4	1:10.056	8

*** Indicative qualifying time - 1:20.564 ***

The results are provisional until the end of the time limit for protests and appeals.

Scott Laing

Chief Time Keeper - Scott Laing

Tom Williams

Clerk of Course - Tom Williams



Computime Race Timing Systems Pty Ltd © 1996
Licensed to Computime Race Timing Systems
www.computime.com.au

COMPUTIME RACE TIMING SYSTEMS PTY LTD
9 Timber Lane, Glen Waverley, Vic 3150. Ph : 0418 17 13 17
E-mail : scott@computime.com.au





Round 1 : Queensland Raceway : April 5 & 6



**SUPERBIKE
Qualifying 1**

Date: 05/04/14
Event: Q06
Weather: Fine & mainly sunny - 29.3C
Track: Dry - Temp: 52.8C

Started at: 13:11:55
Laps: 20 Min
Starters: 21
Printed at: 13:40

PROVISIONAL BEST PARTIAL TIMES

Pos	Split 1		Split 2		Split 3		Split 4		LAP		Ideal	Fastest
	Name	Time	Name	Time	Name	Time	Name	Time	Name	Time		
1	G. ALLERTON	23.385	G. ALLERTON	30.776	G. ALLERTON	15.895			G. ALLERTO	1:10.056	1:10.056	
2	M. JONES	23.449	M. JONES	30.898	M. JONES	15.978			M. JONES	1:10.325	1:10.389	
3	M. HARDING	23.519	M. HARDING	31.110	L. MAGEE	16.173			L. MAGEE	1:10.857	1:11.386	
4	L. MAGEE	23.560	L. MAGEE	31.124	P. LOVETT	16.237			M. HARDING	1:10.885	1:11.002	
5	J. WACKER	23.698	J. WACKER	31.280	M. HARDING	16.256			J. WACKER	1:11.243	1:11.287	
6	P. LOVETT	23.735	P. LOVETT	31.302	J. WACKER	16.265			P. LOVETT	1:11.274	1:11.377	
7	A. SENIOR	24.001	A. SENIOR	31.646	A. SENIOR	16.340			A. SENIOR	1:11.987	1:12.024	
8	B. NICOLSON	24.185	J. CUMMING	31.858	B. NICOLSON	16.388			B. NICOLSON	1:12.661	1:12.900	
9	M. CLARK	24.217	B. NICOLSON	32.088	J. CUMMING	16.597			J. CUMMING	1:12.786	1:12.995	
10	M. PAYNTER	24.244	M. PAYNTER	32.169	M. CLARK	16.628			M. CLARK	1:13.071	1:13.139	
11	J. CUMMING	24.331	M. CLARK	32.226	M. PAYNTER	16.727			M. PAYNTER	1:13.140	1:13.318	
12	J. EACOTT	24.545	R. ANFOSSO	32.293	J. EACOTT	16.741			R. ANFOSSO	1:13.951	1:14.047	
13	P. CZAJ	24.787	J. EACOTT	32.727	R. ANFOSSO	16.801			J. EACOTT	1:14.013	1:14.013	
14	R. ANFOSSO	24.857	P. CZAJ	33.040	P. CZAJ	16.996			P. CZAJ	1:14.823	1:15.293	
15	M. JEFFRIES	25.123	M. JEFFRIES	33.241	R. ELLIS	17.005			M. JEFFRIES	1:15.544	1:15.770	
16	C. PERINI	25.197	C. PERINI	33.675	M. JEFFRIES	17.180			R. ELLIS	1:16.126	1:16.564	
17	R. ELLIS	25.419	R. ELLIS	33.702	J. IVKOVIC	17.300			C. PERINI	1:16.231	1:16.231	
18	J. IVKOVIC	25.673	N. MARSH	34.114	C. PERINI	17.359			J. IVKOVIC	1:17.097	1:17.500	
19	S. BENJAK	25.934	J. IVKOVIC	34.124	S. BENJAK	17.611			N. MARSH	1:17.824	1:17.832	
20	R. OGILVIE	25.969	R. OGILVIE	34.349	N. MARSH	17.719			R. OGILVIE	1:18.139	1:18.450	
21	N. MARSH	25.991	S. BENJAK	34.950	R. OGILVIE	17.821			S. BENJAK	1:18.495	1:18.642	

*** Indicative qualifying time - 1:20.564 ***

The results are provisional until the end of the time limit for protests and appeals.

Chief Time Keeper - Scott Laing

Clerk of Course - Tom Williams



Computime Race Timing Systems Pty Ltd © 1996
Licensed to Computime Race Timing Systems
www.computime.com.au
COMPUTIME RACE TIMING SYSTEMS PTY LTD
9 Timber Lane, Glen Waverley, Vic 3150. Ph : 0418 17 13 17
E-mail : scott@computime.com.au

